

DDG summary



DAIRYLAND
Laboratories, Inc.

	Median	Normal min	Normal max	Count
Moisture	9.75	4.75	14.56	715
CP	31.66	23.7	40.95	683
ADICP %CP	7.44	0	24.35	476
NDICPss %CP	6.48	0.67	12.94	409
SP%CP	21.88	7.89	35.3	454
ADF	14.36	8.15	20.49	511
aNDF	29.31	21.49	37.13	602
aNDFom	28.5	20.8	35.93	365
Lignin	2.85	0.24	5.77	474
uNDFom12	15.98	10.65	21.48	62
uNDFom72	6.75	2.66	11.57	62
uNDFom120	5.68	0.8	10.26	63
NDFDom12	43.13	0	60.64	62
NDFDom72	76.5	51.25	92.97	62
NDFDom120	80.7	60.53	98.87	63
Sugar(WSC)	8.07	0.3	16.61	440
Starch	2.97	0.37	7.08	451
Fat(EE)	8.2	3	12.51	642
TFA	8.53	4.54	12.39	399
16:0 Palmitic %TFA	14.22	11.44	16.99	399
18:0 Stearic %TFA	1.4	0.95	1.9	399
18:1 Oleic %TFA	26.17	23.82	28.46	399
18:2 Linoleic %TFA	54.36	50.19	58.69	399
18:3 Linolenic %TFA	2	1.43	2.59	399
Ash	5.46	2.89	7.9	594
Ca	0.08	0.02	0.36	588
P	0.95	0.59	1.26	588
Mg	0.37	0.21	0.5	588
K	1.26	0.73	1.71	588
S	0.73	0.17	1.31	589
Na	0.16	0.01	0.34	125
Cl	0.2	0.14	0.25	47

Serving the testing needs of agriculture since 1958

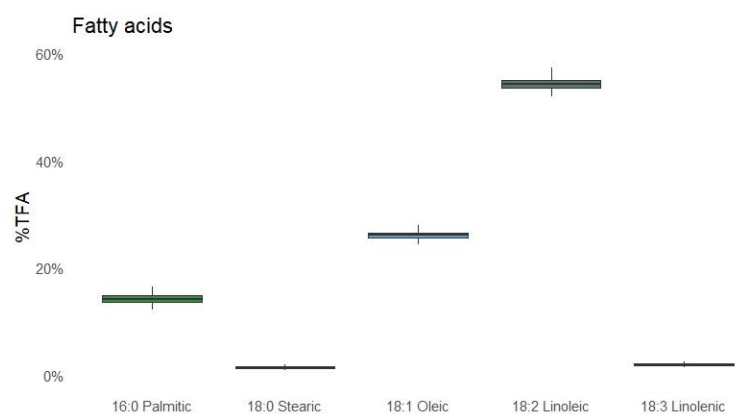
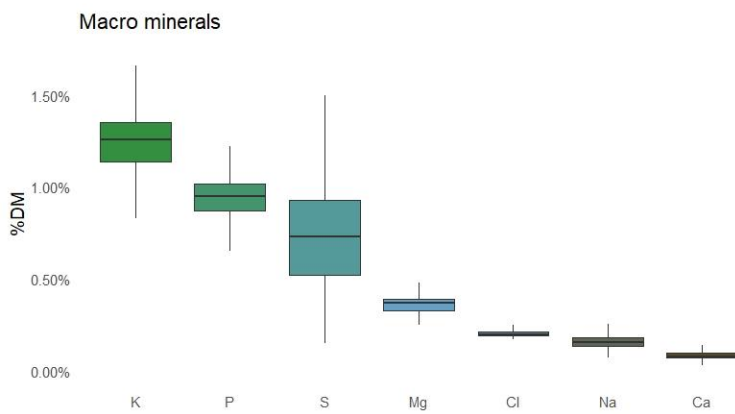
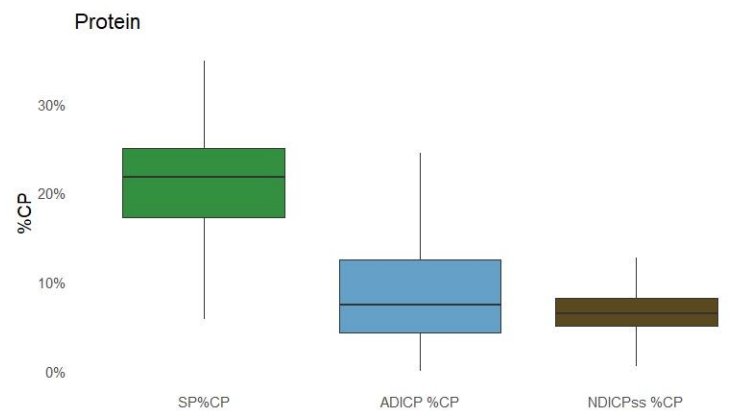
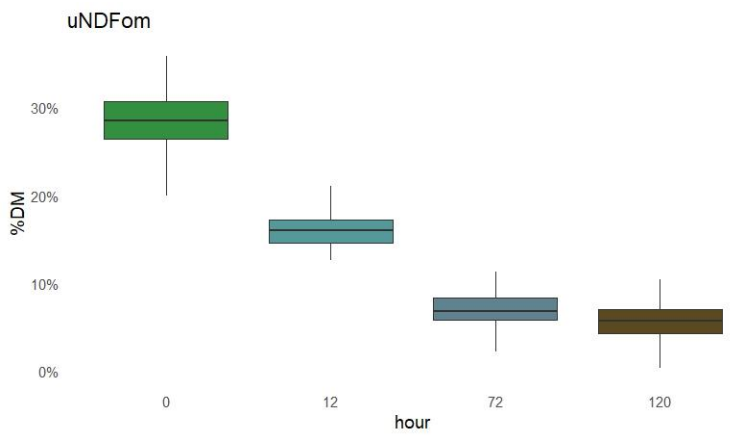
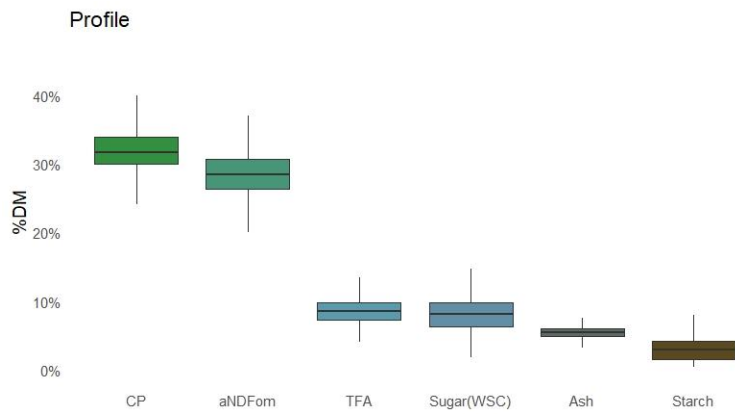
Comprehensive analyses of feed, forage, soil, water, molds and mycotoxins

217 E. Main • Arcadia, WI 54612
P (608) 323-2123 • F (608) 323-2184

Arcadia, WI • Stratford, WI • De Pere, WI • St. Cloud, MN • Battle Creek, MI

www.dairylandlabs.com

DDG summary



Serving the testing needs of agriculture since 1958

Comprehensive analyses of feed, forage, soil, water, molds and mycotoxins

Arcadia, WI • Stratford, WI • De Pere, WI • St. Cloud, MN • Battle Creek, MI

217 E. Main • Arcadia, WI 54612
 P (608) 323-2123 • F (608) 323-2184

www.dairylandlabs.com