

# Corn gluten feed summary



	Median	Normal min	Normal max	Count
<b>Moisture</b>	44.08	3.65	79.89	732
<b>CP</b>	21.6	6.71	38.71	641
<b>ADICP %CP</b>	1.59	0.05	14.39	67
<b>NDICPss %CP</b>	4.25	0.79	16.96	59
<b>SP%CP</b>	68.68	25.33	79.17	59
<b>ADF</b>	11.1	5.75	17.06	161
<b>aNDF</b>	34.07	19.69	49.52	611
<b>aNDFom</b>	32.19	18.76	46.58	609
<b>Lignin</b>	1.11	0.01	5.99	65
<b>uNDFom12</b>	16.82	10.15	25.39	65
<b>uNDFom72</b>	3.51	2.63	10.15	107
<b>uNDFom120</b>	3.35	2.36	12.87	61
<b>NDFDom12</b>	48.09	21.7	66.41	65
<b>NDFDom72</b>	87.74	67.32	91.39	107
<b>NDFDom120</b>	88.77	59.4	92.63	61
<b>Sugar(WSC)</b>	5.69	0.07	12.87	438
<b>Starch</b>	14	1.4	28.63	533
<b>Fat(EE)</b>	3.8	1.18	8.65	519
<b>Ash</b>	7.27	3.15	10.81	513
<b>Ca</b>	0.11	0.02	0.91	145
<b>P</b>	1.04	0.48	1.5	145
<b>Mg</b>	0.42	0.16	0.67	145
<b>K</b>	1.53	0.68	2.32	145
<b>S</b>	0.43	0.23	0.63	144
<b>Na</b>	0.21	0.02	0.79	60
<b>Cl</b>	0.27	0.13	0.41	52

Serving the testing needs of agriculture since 1958

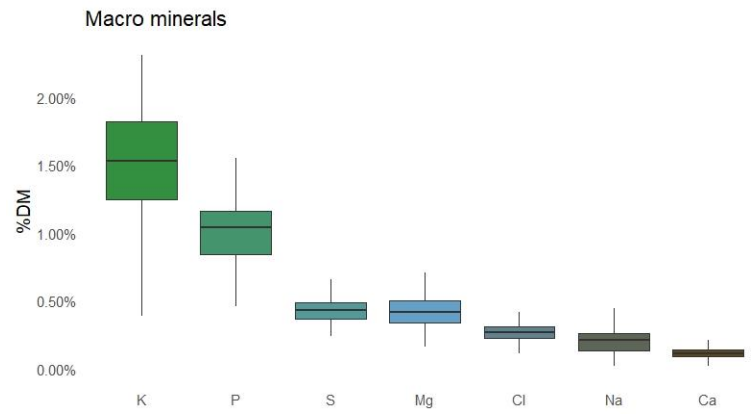
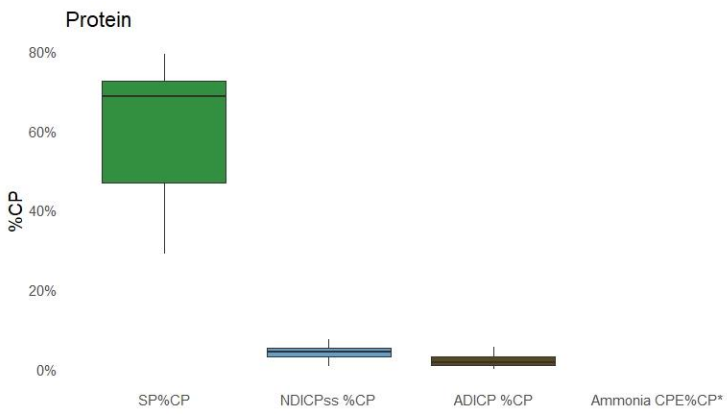
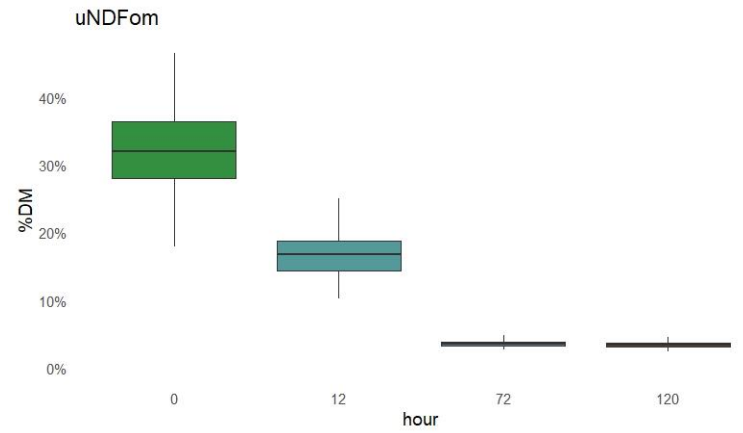
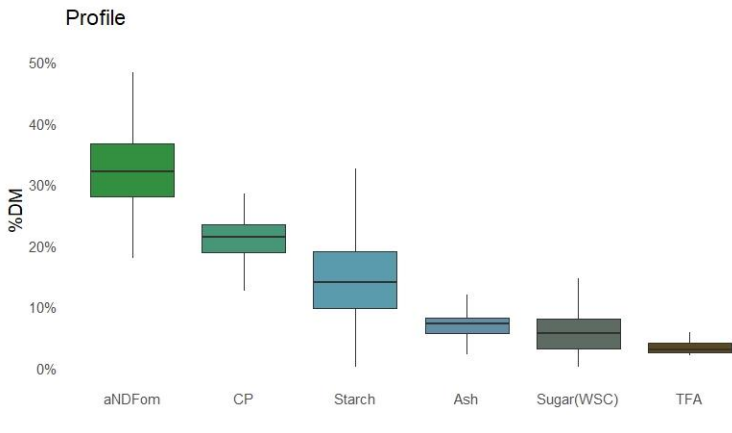
Comprehensive analyses of feed, forage, soil, water, molds and mycotoxins

217 E. Main • Arcadia, WI 54612  
 P (608) 323-2123 • F (608) 323-2184

Arcadia, WI • Stratford, WI • De Pere, WI • St. Cloud, MN • Battle Creek, MI

[www.dairylandlabs.com](http://www.dairylandlabs.com)

# Corn gluten feed summary



Serving the testing needs of agriculture since 1958

Comprehensive analyses of feed, forage, soil, water, molds and mycotoxins

Arcadia, WI • Stratford, WI • De Pere, WI • St. Cloud, MN • Battle Creek, MI

217 E. Main • Arcadia, WI 54612  
 P (608) 323-2123 • F (608) 323-2184

[www.dairylandlabs.com](http://www.dairylandlabs.com)