

Alfalfa hay summary



| | Median | Normal min | Normal max | Count |
|--------------------|--------|------------|------------|---------|
| Moisture | 11.86 | 1.26 | 58.21 | >10,000 |
| CP | 20.59 | 14.53 | 26.42 | >10,000 |
| ADICP %CP | 5.33 | 2.04 | 10.63 | >10,000 |
| NDICPss %CP | 11.87 | 5.81 | 20 | >10,000 |
| SP%CP | 39.75 | 26.78 | 51.93 | >10,000 |
| ADF | 31.58 | 20.81 | 43.16 | >10,000 |
| aNDF | 38.17 | 25.09 | 52.57 | >10,000 |
| aNDFom | 35.82 | 24.07 | 48.03 | >10,000 |
| Lignin | 6.41 | 4.22 | 8.83 | >10,000 |
| uNDFom12 | 23.05 | 11.18 | 35.98 | 1135 |
| uNDFom24 | 21 | 11.75 | 30.35 | 3204 |
| uNDFom30 | 20.13 | 9.95 | 30.63 | >10,000 |
| uNDFom48 | 17.34 | 6.84 | 29.04 | 59 |
| uNDFom120 | 18.43 | 8.66 | 28.44 | 3867 |
| uNDFom240 | 18.21 | 9.75 | 26.86 | >10,000 |
| NDFDom12 | 36.23 | 21.91 | 51.28 | 1135 |
| NDFDom24 | 42.08 | 31.02 | 54.01 | 3204 |
| NDFDom30 | 43.92 | 31.51 | 57.71 | >10,000 |
| NDFDom48 | 49.77 | 34.54 | 64.55 | 59 |
| NDFDom120 | 48.07 | 35.74 | 62.19 | 3867 |
| NDFDom240 | 49.22 | 38.24 | 61.18 | >10,000 |
| Sugar(WSC) | 8.54 | 3.87 | 13.25 | >10,000 |
| Starch | 1.7 | 0.01 | 3.81 | >10,000 |

Serving the testing needs of agriculture since 1958

Comprehensive analyses of feed, forage, soil, water, molds and mycotoxins

Arcadia, WI • Stratford, WI • De Pere, WI • St. Cloud, MN • Battle Creek, MI

217 E. Main • Arcadia, WI 54612
 P (608) 323-2123 • F (608) 323-2184

www.dairylandlabs.com

Alfalfa hay summary



DAIRYLAND
Laboratories, Inc.

| | Median | Normal min | Normal max | Count |
|----------------------------|--------|------------|------------|---------|
| Fat(EE) | 2.63 | 1.49 | 3.82 | >10,000 |
| TFA | 1.4 | 0.73 | 2.01 | >10,000 |
| 16:0 Palmitic %TFA | 24.44 | 14.82 | 36.38 | >10,000 |
| 18:0 Stearic %TFA | 5.06 | 2.69 | 7.6 | >10,000 |
| 18:1 Oleic %TFA | 4.81 | 1.19 | 9.11 | >10,000 |
| 18:2 Linoleic %TFA | 17.83 | 12.64 | 22.96 | >10,000 |
| 18:3 Linolenic %TFA | 46.21 | 29.68 | 59.8 | >10,000 |
| Ash | 11.36 | 8.41 | 14.44 | >10,000 |
| Ca | 1.51 | 1.02 | 2.02 | >10,000 |
| P | 0.33 | 0.22 | 0.43 | >10,000 |
| Mg | 0.37 | 0.26 | 0.48 | >10,000 |
| K | 2.6 | 1.45 | 3.67 | >10,000 |
| S | 0.27 | 0.16 | 0.37 | >10,000 |
| Na | 0.07 | 0 | 0.26 | 272 |
| Cl | 0.42 | 0.09 | 1.01 | 230 |

Serving the testing needs of agriculture since 1958

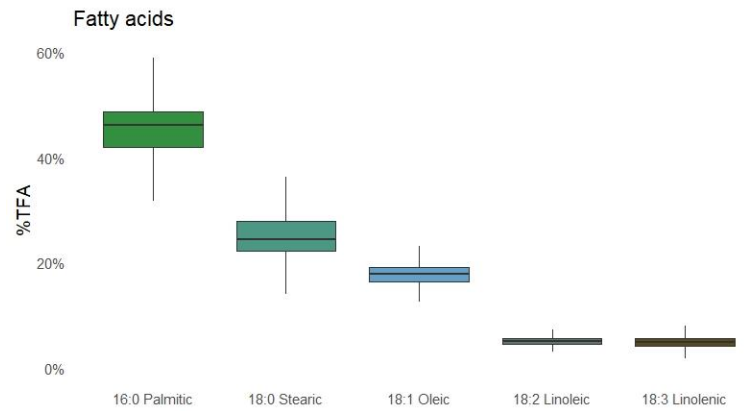
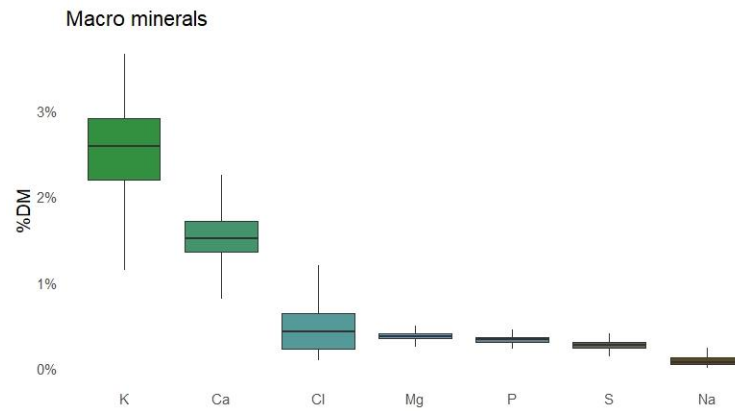
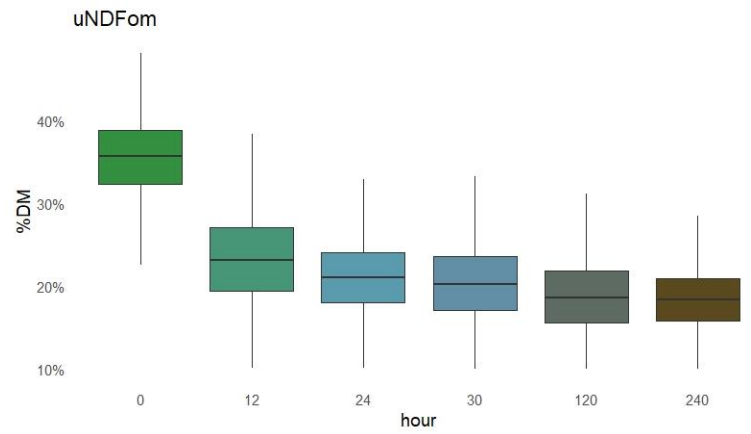
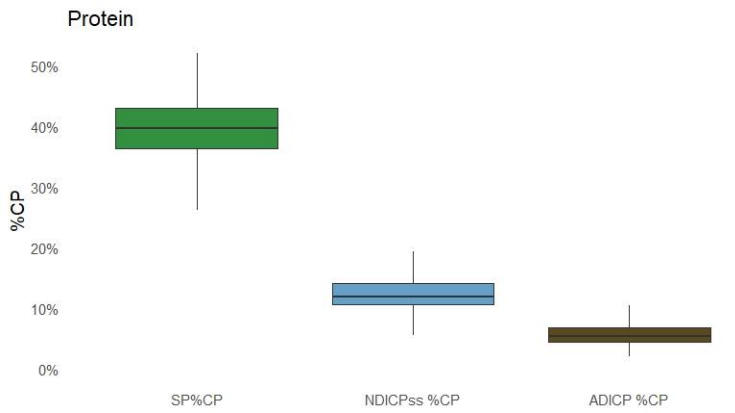
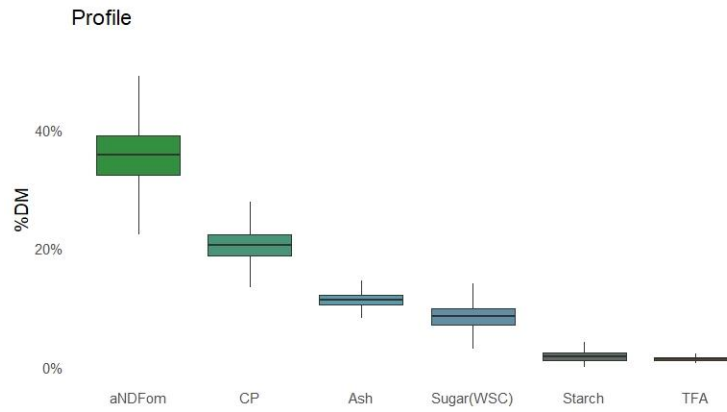
Comprehensive analyses of feed, forage, soil, water, molds and mycotoxins

Arcadia, WI • Stratford, WI • De Pere, WI • St. Cloud, MN • Battle Creek, MI

217 E. Main • Arcadia, WI 54612
P (608) 323-2123 • F (608) 323-2184

www.dairylandlabs.com

Alfalfa hay summary



Serving the testing needs of agriculture since 1958

Comprehensive analyses of feed, forage, soil, water, molds and mycotoxins

Arcadia, WI • Stratford, WI • De Pere, WI • St. Cloud, MN • Battle Creek, MI

217 E. Main • Arcadia, WI 54612
 P (608) 323-2123 • F (608) 323-2184

www.dairylandlabs.com